





















Plant Name	Sun	Height	Spread	Flower Color	Blooms	Fall Color	Special Features		
ABELIA Compacta	☉	3'	3'	White; small trumpet shaped flowers in clusters	June- frost		Shiny green small leaves on slender branches.		
ACER - JAPANESE MAPLE Aconitifolium' Arakawa Palmatum (Single or Clump) Atropurpureum	☉	8-10'	8-10'	NONE	N/A	scarlet-purple	Foliage is deep green, upright, round sturdy stiff twigs.	🌳	U
Butterfly	☉	12-15'	6-8'	NONE	N/A	Red-purple	Small green leaves with white margins and pink tinge; narrow habit	🌳	U
Bloodgood	☉	15-20'	15-20'	NONE	N/A	Crimson	Dark red leaves mature to reddish-green, Sunburns slightly in extreme hot sun	🌳	U
Burgandy Lace	☉	10'	10'	NONE	N/A		Red foliage turns bronzy or greenish in summer, moderate growing open branched tree	🌳	U
Crimson Queen	☉	7-12'	6-12'	NONE	N/A	Scarlet	Crimson-red leaves mature to bronze-reddish green. Heat resistant, mounding form	🌳	W
Emperor	☉	10-15'	10-15'	NONE	N/A	Red	Deep purplish-red leaves that hold their color throughout the season, Leafs out 10-14 days later than Bloodgood to prevent frost damage	🌳	U
Ever Red	☉	15'		NONE	N/A	Bright red	Fast growing tree with weeping habit. Deep purple-red leaves maturing to bronze-green in summer.	🌳	W
Fireglow Garnet	☉	10-12'		NONE	N/A		Brighter in color than Bloodgood with excellent sun tolerance. Does well in hot, humid areas	🌳	U
Inaba Shidare	☉	6-8'	6-8'	NONE	N/A	Scarlet	Rich red-orange color in sun. If grown in shade retains greenish cast,	🌳	W
Katsura	☉	15'	15'	NONE	N/A	yellow-orange		🌳	U
Kurabu Yama Oshio Beni Ogon sarasa	☉	15-20'		NONE	N/A	Scarlet		🌳	U
Ojishi		3-7'					Tall Rounded shape GREEN leaved dwarf variety.	🌳	U
Orido nishiki	☉	15-20'	12-15'	NONE	N/A	Red-maroon	Green leaves with white and pink splashes	🌳	U
Ornatum Pink Lace Palmatifolium Red Dragon									
Red Pygmy Red Select	☉	6'	6'	NONE	N/A	Burgundy	Bright red extremely cut leaves, fast growing when young then slows when mature	🌳	U
Sherwood Flame									
Sango Kaku	☉	15-20'	12-15'	NONE	N/A	Peachy orange-red	Bright green leaves with red edges; Red bark creates winter interest	🌳	U
Sharp's Pygmy Seiryu (Single or Clump) Tobiosho	☉	12-15'	6-8'	NONE	N/A	Purple-brown	Finely cut, lacy green leaves	🌳	U
Tamukeyama	☉	6-8'	6-12'	NONE	N/A	Red	Deep purplish-red leaves through spring and summer; maintains color fairly well	🌳	W
Triflorum	☉			NONE	N/A	Yellows and Reds	Exfoliating bark shows off colors ranging from tan to cinnamon-brown	🌳	U
Ukigimo	☉	8-10'	8-10'	NONE	N/A	Orange	Deeply cut light green leaves flecked with white pink	🌳	U
Viridis	☉	6-8'	6-8'	NONE	N/A	Yellow-red	Bright green lacy leaves	🌳	W
Viridis Pink Lace									
Vitifolium	☉			red and white	Spring	Orange-yellow and bright red	leaves resemble grapevine foliage, but they appear on a tree with a stiff, spreading branch structure		
ACER - MAPLE Autumn Blaze Autumn Flame	☉	50-60'	30-40'	Greenish-yellow-red	Rarely	Orange-red	Fast growing tree with vivid fall color, great lawn tree		
Amur (Single or clump)	☉	15-20'	15'	Yellow, inconspicuous	April - May	Scarlet, red, orange	Will grow in a wide variety of soil conditions. Red seeds in fall	🌳	
Armstrong Bowhall	☉	40-60'	10-15'	Reddish-green, inconspicuous	April	Yellowish-orange	Tall tree with a very narrow, fastigate form (erect branching); Silvery bark; great street or shade tree.		
Campestre (Hedge Maple) (Single or Clump) Crimson King	☉	25-35'	25-35'	Yellowish-green	May	Dull yellow	Small, low-branched, dense, rounded form; can be used as small tree for lawns or streets. May be sheared to form a high hedge; generally tolerant of urban conditions.		
Emerald Lustre	☉	30-40'	25-30'			Reddish-bronze	Maroon foliage, rounded habit, slower growing than species		
Fairview (Norway)	☉	40-50'	30-50'	Yellow, inconspicuous	March-April	Dull yellow	Dense, symmetrical, rounded crown; shallow root system; tolerant of heat and drought and wide variety of soils.		
Griseum Paperbark Norwegian Sunset	☉	15-20'	12-15'			Bronze-red	Green leaves, peeling cinnamon-copper bark creates winter interest; slow grower (6 inches - 12 inches per year); does well in clay soils.		
October Glory	☉	40-50'	30-40'	Red	March	Bright orange, reddish-purple	Fast growing tall, rounded habit, green foliage, leaves retained later than most cultivars, great shade tree, but has shallow root system		

Plant Name	Sun	Height	Spread	Flower Color	Blooms	Fall Color	Special Features		
Red Sunset (Single or Clump)	○	40-50'	30-40'	Red, inconspicuous	April	Orange-scarlet	Foliage changes to fall color early; rounded-pyramidal habit; early fall color. Excellent street or lawn tree		
Sugar	○ ● ● ●	50'	30'			Yellow, orange, scarlet	Slow-growing upright oval-broad habit.		
AESCULUS - HORSECHESTNUT									
Red Horsechestnut	○ ○	10-15'	10-15'	Red; 3-6 inch clusters			Small, rounded tree or large cone shaped shrub. Dark green foliage		
AMELANCHIER - SERVICE BERRY									
Autumn Brilliance	○ ●	20-25'	15-20'	White	April	Bright red	Good four season tree. Showy white flowers in early spring followed by edible purple fruit in June that attracts birds, and great fall color.		
BARBERRY									
Bagatelle	○	12-16"	1-2'	Yellow, inconspicuous	April	Red-purple	Thorns Red-purple leaves; slowest growing variety; Great for a low hedge; Bright red berries form in fall attracts birds.		
Cherry Bomb	○	3-4'	3-4'			Crimson	Slow growing, compact habit; Crimson foliage; red berries in fall-winter.		
Concorde	○	1-2'	2-3'			Deep red-purple	Deep red-purple leaves; slow growing compact habit		
Crimson Pygmy	○	1-2'	3-4'			Red-purple	red-purple leaves; spreading habit		
BETULA - BIRCH									
Crimson Frost	○ ●	25-40'	15-25'	Yellow-green, inconspicuous	April-May	Orange-red-yellow	Purple leaved upright, narrow-pyramidal shaped tree; peeling white-tan bark; tolerates moist, but consistent soil		
Dura Heat Clump	○ ●	40'	25-30'	Brown-green	April-May	Yellow	Dense, pyramidal habit; fast growing; Glossy green leaves; pinkish-orange shaggy bark attractive year round; tolerates moist, but consistent soil		
Heritage (Single or Clump)	○ ●	40-60'	20-30'	Brown-green	April-May	Yellow	Adapts well to heavy clay soils and will tolerate poor drainage as well as drier soils; White peeling bark; rounded form		
River Birch (Single or Clump)	○ ●	30-40'		Brown-green	April-May	Yellow	Fast growing tree that tolerates moist conditions; buff colored peeling bark is attractive year round.		
BUDDLEIA - BUTTERFLYBUSH									
Black Knight	○	6-8'	6-8'	Dark purple	July - frost		Woody perennial; Deadheading encourages reblooming; Prune heavily in early spring to maintain compact growth and to remove winter dieback.		
Sungold	○			Golden yellow					
CARPINUS - HORNBEAM									
European Pyramidal	○ ●	30-40'	20-25'	Yellow-green	March	Yellow	Formal columnar tree with pyramidal-cone shape; great for screens or street tree		
Franz Fontaine Pyramidal									
Japonica	○ ● ●	20-30'	20-30'	Green	April	Insignificant	spreading globular form; slow-growing;		
CARYOPTERIS									
Blue Mist	○	2-3'	2'	Powder blue			Woody perennial Compact mounding growth habit.		
Dark Knight	○	3-4'	4-5'	Deep blue-purple	Aug - Sept		Silvery-green leaves; bloom on new growth		
Sunshine Blue	○	2-3'	3-4'	amethyst blue	Aug - Sept		Bright yellow leaves		
CERCIS - RED BUD									
Eastern (Single or Clump)	○ ●	15-20'	20-25'	Purple-pink; pea-like flowers	April-May	Yellow	Green heart shaped leaves; flowers emerge prior to foliage; brown flat pods about 2-3" long; flat topped form		
Forest Pansy	○ ●	15-20'	20-25'	Purple-pink; pea-like flowers	April-May	reddish-purple and orange	Scarlet heart shaped leaves mature to maroon, but may fade in summer heat to a purplish-green; flat topped form; brown flat pods about 3-4" in late spring		
CHIONANTHUS - WHITE FRINGE									
Chionanthus	○	12-15'	12-15'	White; lacy clusters	May-June	Yellow	Dark blue fruit		
CORNUS - DOGWOOD									
Alba-Marginata (Variegated Red Twig)									
Ivory Halo (Variegated Red Twig)	○ ●	5-6'	6-8'	White-yellowish	May-June	Reddish-purple	Green and white variegated leaves; red stems create winter interest; blue-white fruits in summer attracts birds		
Aurora	○ ●	25'	25'	White					
Cherokee Princess	○ ●	15-20'	15-20'	White	April-May	Red	Red fruit in late summer-fall that attracts birds; low-branching, broadly-pyramidal but somewhat flat-topped habit;		
Cloud Nine									
Kousa (Single or Clump)	○ ●	15-25'	15-25'	White-pinkish	May-June	reddish purple-scarlet	berry-like fruit in summer and persist into fall and attract birds		
Kousa Milky Way	○ ●	15-20'	15-20'	White; star-shaped flowers	June	Red-purple	Red fruit in fall that attracts birds		
Pink	●	15-20'	15-20'	Pink	May	Red	Red fruit in fall that attracts birds; horizontal branching		
Pagoda	●	20'	20'			Bright red-purple	Horizontal branching; blue-black berries		
Satomi									
Stellar Pink	○ ●	15-20'	15-20'	Pink; star-shaped flowers	April-May	red-purplish red	Red fruit in fall that attracts birds		
COTINUS - SMOKEBUSH									
Grace Purple	○	12-15'	8-10'	Smokey pink	July	Red, orange, gold	Reddish-green leaves; Blooms appear as smoke		
COTONEASTER									

Plant Name	Sun	Height	Spread	Flower Color	Blooms	Fall Color	Special Features		
Eichholz	☉ ●	8-12'	4-5'	White	June	yellow, orange, red	Lustrous green leaves, red berries in fall		
Perpusillis	☉ ●	2'	5-8'	Dark pink			Small dark lustrous leaves; low spreading habit; red berries in fall; evergreen		
Streib's Finding	☉ ●	1-2'	3-6'	White			Flat spreading; red berries in fall		
EUONYMUS - BURNING BUSH									
Dwarf Burning Bush	☉	5-6'	6-8'			Brilliant red	Dark green leaves; corky stems creates winter interest		
FAGUS - BEECH									
Purple Fountain	☉ ●	5-12'	5-12'	Yellowish-green, inconspicuous	April-May	Bronze - purple	Glossy, dark purple foliage, narrow weeping habit		
Riversii	☉ ●	40-50'	20-30'	Yellowish-green, inconspicuous	April-May	Copper	Slow-growing tree; deep purple foliage matures to purple-green in summer heat; dense upright-oval to rounded-spreading crown;		
Rohanii	☉	20-25'	3-4'	NONE	N/A	Bronze - purple	Dark purple flowers, narrow columnar habit		
Tricolor	☉ ●	40-50'	25-30'	NONE	N/A	Bronze - purple	Dark purplish-green leaves with rose pink margins		
FORSYTHIA									
Gold Tide (dwarf)	☉	2-3'	5-6'	Lemon yellow	April		Moss green leaves; low spreading habit		
Lynwood Gold	☉	6'	6'	Golden yellow			Fast growing shrub, flowers prior to foliage in early spring		
FOTHERGILLIA									
Gardenii	☉ ● ●	3-4'		White; bottlebrush blooms		yellow, orange, and scarlet	Low, dense slow-growing shrub; provides 3 seasons of interest; bluish-green foliage		
Mount Airy	☉ ● ●	5-6'	5-6'	White; bottlebrush blooms		yellow, orange, and scarlet	Blooms appear before leaves in early spring, dark green foliage		
FRAXINUS - ASH									
Autumn Purple (Single or Clump)	☉	45-60'	35-50'	Green	April-May	Reddish-purple-deep mahogany	broad-conical male cloned ash; gray bark develops distinctive diamond-shaped ridging on mature trees; fruitless variety.		
Patmore	☉	40'	20'			Golden yellow	Seedless cultivar of ash; fast-growing symmetrical form; cold, drought, and wind tolerant		
GINKGO									
Columnar	☉	30-50'	10-15'	Green	April	Golden yellow	deciduous conifer; fan-shaped leaves; male cultivars are "fruitless"; narrowly conical form;		
Ginkgo	☉	50-80'	30-40'	Green	April	Golden yellow	Tolerant of saline conditions, air pollution and heat; adapts well to most urban environments; broad-spreading; fan-shaped leaves; male cultivars are "fruitless"		
HAMAMELIS - WITCH HAZEL									
Arnold Promise	☉ ●	15-20'	15-20'	Yellow	February-M	Yellow-orange, yellow	Unique strap like flowers that emerge prior to foliage, Great for naturalizing; upright, vase-shaped; prefers moist soil; prune in spring after flowering to control shape and size.		
HIBISCUS - ROSE OF SHARON - ALTHEA									
Ardens (Tree form)	☉ ●	8-10'	6-8'	Blue-violet	Aug - Sept	Yellow	Semi-double - double flowers		
Blushing Bride (Tree form or Bush)	☉ ●	8-10'	6-8'	Light pink to white	Aug - Sept	Yellow	Double flowers		
HYDRANGEA									
Annabelle	☉ ●	3-4'	4-5'	White; snowball-shaped	June-Sept		Blooms on current year's growth		
Endless Summer	●	2-3'	3-4'	Blue - pink; snowball-shaped	July-Sept		Blooms on current/old growth; Blue flower color - acidic; Pink flower color - alkaline		
Glowing Embers	●	2-3'	3-4'	Dark pink - fades to purple; snowball-shaped	July - Aug		Blooms on old wood; Glossy dark green foliage		
Nikko Blue	●	4-6'	4-6'	Blue - pink; snowball-shaped	July-Aug	NONE	Blue flower color - acidic; Pink flower color - alkaline; blooms on old wood.		
Petiolaris (Climbing)	● ●	30-50'	5-6'	White; lacecap	May-July	NONE	Heart-shaped, serrate, lustrous, dark green leaves; Exfoliating, reddish brown bark creates winter interest.		
Pee Gee (Tree form)	☉ ●	8-10'	6-8'	White mature to pink; cone-shaped	July	Yellow	Blooms on current year's growth		
Pee Wee (Dwarf Oakleaf)	☉ ●	2-3'	3-4'	White; cone-shaped	June - July	red-purple	Oak-like leaves; Blooms on old wood		
Snowqueen Oakleaf	☉ ●	4-5'	5-6'	White; cone-shaped	June - July	red-purple	Oak-like leaves; Blooms on old wood		
Tardiva (Tree form)	☉ ●	8-12'	7-10'	White mature to shades of pink; lacy cone-shaped	July-Sept	Yellow	Blooms on current year's growth; One of the most cold hardy of the hydrangeas.		
White Dome	●	3-5'	3-4'	White	June-Aug		Blooms on current year's growth; upright, freely-branching, rounded shrub;		
ITEA - SWEETSPIRE									
Henry's Garnet	☉ ● ●	3-4'	4-6'	White, long flowing spikes	May-June	Dark maroon	Rounded form with arching branches; Can spread to form colonies by root suckering; can tolerate moist conditions.		
Little Henry	☉ ● ●	1-2'	2-3'	White, long flowing spikes	June-July	Orange, red, purple	Can spread to form colonies by root suckering; extremely compact, rounded shrub		
LAGERSTROEMIA - CRAPE MYRTLE									
Acoma	☉	6-7'	6-7'	White; crape paper-like	July-Sept	Dull red, reddish-purple	Weeping form with peeling bark that is attractive year round interest; mildew resistant; annual pruning controls over growth		
Cherry Dazzle	☉	2-3'	3-4'	Cherry red; crape paper-like	July-Sept	red-purple	Foliage emerges bronze then matures to dark green, compact slow-growing; disease resistant; Grayish-brown bark exfoliates with age		

Plant Name	Sun	Height	Spread	Flower Color	Blooms	Fall Color	Special Features		
Hopi	○	4-11'	4-11'	Pink; crape paper-like	July-Sept	Dull reddish-orange	mildew resistant hybrid; upright, spreading shrub; grayish-brown bark which exfoliates; round seed capsules appear after blooms which often persist well into winter.		
Pokomoke	○	3-5'	4-5'	Dark rosy pink; crape paper-like		bronze-red	Dwarf variety		
Pink Ruffles									
Raspberry Dazzle									
Snow Dazzle									
Zuni	○	8-9'	8-9'	Dark lavender; crape paper-like		Orange, red, maroon	Peeling bark creates winter interest; mildew resistant		
LEPTODERMIS - SUMMER LILAC									
Summer Lilac	○ ●	1-2'	2-3'	violet-purple; small trumpet like	May-June	NONE	Profuse initial flowering with lighter blooming continuing into fall; produces root suckers		
LIQUIDAMBAR - SWEET GUM									
Rotundiloba Sweet Gum (seedless)	○	40-50'	20-30'	Greenish	April-May	Yellow-burgundy	Seedless variety; narrowly pyramidal;		
LIRIODENDRON - TULIP TREE									
Tulip (Single or Clump)	○	50-70'	30'	Greenish-yellow with orange band; tulip-shaped	May-June	Yellow	Bluish-green foliage; fast-growing; pyramidal to broad conical habit; dry, scaly, oblong, cone-shaped brown fruits follow flowers.		
MAGNOLIA									
Brackens Brown Beauty	○ ●	20-30'	15'	White; Reblooms; smaller than southern mag.	May-June	NONE	Very dense pyramidal habit. Dark green leaves with brown undersides; flowers give way to spherical cone-like fruiting clusters (to 3" long) that mature in late summer		
Jane	○ ●	10-12'	10-12'	Red-purple and white; tulip-shaped	May	Yellow			
Little Gem	○ ●	20-25'	10-15'	White; Blooms profusely			Foliage is smaller than typical southern mag. Dark green leaves with bronze underside		
Royal Star	○ ●	10-12'	10-12'	White; double star-shaped	April	Yellow			
Sweet Bay	○ ●	12-20'	12-20'	Creamy white			Red fruit in late summer or early fall attracts birds		
MALUS - CRABAPPLE									
Coral Burst	○	8-10'	10-12'	Rose pink; double flowers	May	Yellow	Coral buds; sparse 1/2" bronze fruit; compact habit		
Prairiefire	○	15-20'	15-20'	Pinkish-red	May	Yellow, orange, red	Dark red fruit 1/2"; maroon leaves mature to reddish green; Glossy dark red bark		
Sargeant	○	6-8'	9-15'	Rosy pink maturing to white			Small, slow growing; profuse bloomer		
Spring Snow	○	15-20'	15-20'	White	May	Yellow	Sparse fruiting; bright green leaves		
Zumi 'Calocarpa' Clump									
METASEQUOIA - DAWN REDWOOD									
Dawn Redwood	○	70-80'	25'			Bronzy-pink, yellow	Deciduous conifer; narrow, pyramidal form with horizontal branching; fast-growing		
PHYSOCARPUS - NINEBARK									
Diablo	○ ●	8-10'	8-10'	Creamy white	May - June		Reddish-purple foliage; upright, arching habit.		
PRUNUS - CHERRY TREE									
Kwanzan	○ ●	20-25'	15-20'	rose pink; double flowers	May	Orange-bronze	New growth is copper maturing to green; vase shape habit		
Okame									
Snow Fountain	○	8-10'	10-12'	White	April	orange, gold, red	Weeping habit with very wide spread		
Yoshino	○ ●	40-50'		Light pink to white; single flowers			Rounded, spreading habit		
PRUNUS - PEACH TREE									
Bonfire Patio	○			Pink, double flowers			Narrow dark red leaves that retain color throughout season. Foliage is resistant to bacterial leaf spot.		
Corinthian Rose	○	20-25'	10-15'	Pink, double flowers	April		Ornamental peach that has shiny, serrated leaves		
PYRUS - PEAR									
Cleveland Select	○	30'	15-20'	White	May	purple-reddish, orange	Disease resistant tree that has an upright, cone shaped. Dark green glossy leaves with brilliant fall color.		
QUERCUS - OAK									
Crimson Spire									
Fastigiata	○	50'	15'				Narrow, upright pyramidal form; dark green foliage		
Pin									
Red		50-60'	30-40'	Red and brown hues			Glossy green leaves, brown acorns, transplants easily		
Regal Prince	○								
RHAMUS - BUCKTHORN									
Asplenifolia Fernleaf Buckthorn	○ ●	10-12'	6-10'				Upright, open branched spreading form, narrow, deeply cut dark green foliage		
ROSE									
Nearly Wild	○	2-3'	2-3'	Rose-pink with white		N/A	New growth appears as dark red and matures to dark green. Roses require a minimum of six hours of sun a day. In hot		
FLOWER CARPET									
Flower Carpet Pink	○	2-3'	4-5'	Deep Pink	C	N/A			

Plant Name	Sun	Height	Spread	Flower Color	Blooms	Fall Color	Special Features		
Flower Carpet Red	○	2-3'	4-5'	Bright red with yellow center	C	N/A	Minimum of six hours of sun a day. In hot summer, they retain flower color longer in afternoon shade. To prevent disease problems reduce moisture on leaves. For many shrub roses deadheading is not necessary, but it does encourage bloom set quicker.		
Flower Carpet White	○	2-3'	4-5'	Creamy white	C	N/A			
KNOCKOUT	○								
Knock Out Red (Tree or Bush)	○	3-4'	3-4'	Vibrant cherry red maturing to dark pink	C	N/A			
Knock Out Blushing	○	3-4'	3-4'	Light Pink	C	N/A			
Double Knockout (Red) (Tree or Bush)	○	3-4'	3-4'	Vibrant cherry red maturing to dark pink	C	N/A			
Knock Out Pink (Tree or Bush)	○	3-4'	3-4'	Bright Pink	C	N/A			
CLIMBING	○								
Blaze Red	○	10-12'	5-6'	Pure Red	C	N/A			
Golden Showers	○					N/A			
Zephirine Drouhin (climbing bourbon)	○ ●	10-12'	5-6'	Deep Pink	R	N/A	Extremely fragrant		
	○								
	○ ●								
SALIX - WILLOW									
Weeping	○	30-50'	30-40'				Fast growing; tolerates moist soils		
SPIRAEA									
Goldmound	○	2-3'	3-4'	Light pink	June - July		Lemon-yellow foliage		
Limemound	○								
Little Princess	○	2-3'	3-4'	Light pink	June - July	Reddish	Green foliage		
Magic Carpet	○	12-18"	2-3'	Dark pink	June - July		Red, copper, and orange leaves in spring and fall, yellow-green in summer		
	○								
STEPHANADRA	○								
Crispa									
SYMPHORICARPOS - CORALBERRY									
Symphoricarpos, 'Hancock' Coralberry									
SYRINGA - LILAC									
Charles Joly (deep wine red)	○	10-12'	8-10'	Magenta - red	May		Purple buds open to double magenta - red flowers		
Dwarf Korean (Tree or Bush)	○	5-6'	6-8'	lilac - lavender	May		Violet - purple buds open to pale lilac flower		
Miss Kim	○ ●	5-6'	5-6'	lavender	May	Burgundy	Purple buds open to light lavender flowers; this variety does better in partially shaded areas during hot summer heat.		
Monge (purple)	○								
President Grevy (blue)	○ ●								
President Lincoln	○ ●	10'	6'	Blue			Erect branching; dark green foliage		
Sensation	○	10-12'	8-10'	Purple & white	May		Purple buds open to single deep purple flowers edged with white		
Ivory Silk (Tree form)	○	20-25'	15-20'	Creamy white	June	Yellow	6-12" flowers, dark green leaves		
	○								
TAXODIUM - BALD CYPRESS	○								
Bald Cypress	○	40-50'	15-20'			Bronze-orange	Soft green foliage; prefers moist soils; pyramidal shape; maintains central leader		
ULMUS - ELM									
Frontier	○	20-25'	15-20'			red-purple	Small glossy leaves; fast growing; vase shaped		
VIBURNUM									
Blue Muffin	○ ●	5-6'	5-6'	White; flat-topped flowers	May	orange - red	Bright blue berry clusters in fall		
Chicago Lustre	○ ● ●	10-12'	8-10'	White; clusters		Yellow- reddish	Blue-black fruit attracts birds; slow-growing		
Carlesii	○ ●	4-6'	4-6'	Pink fades to white		Red-burgundy	Bright red berries in late summer that mature to black in fall; slow-growing		
Juddi	○ ●	6-8'	6-8'	Pink buds open to white flowers		Purple-red	Full rounded form; red-black ornamental berries after flowering		
Mariesii	○ ●	8-10'	10-12'	White; lacy flowers	May		Horizontal branching; textured foliage		
Pragense	○	10'	10'	Pink buds open to creamy-white			Shiny dark green leaves; semi-evergreen; fast-growing		
Shasta	○ ●	6'	10-12'	White; snowball clusters			Red fruit matures to black in fall		
	○ ●								
WEIGELA	○								
Dark Horse	○	3'	3'	Magenta pink			Bronze foliage with lime-green veination; dense spreading habit;prune after spring blooms		
Java Red	○	6'	6'	Red buds open to pink flowers			Compact, mounding shrub; dark green foliage with purplish cast		
Minuet	○	2-3'	3-4'	Pink trumpet shaped flowers with yellow throats	June		Purple tinged green leaves		
Pink Poppet	○	2'	2'	Shell pink, REBLOOMER			Dwarf variety		
Variegated	○	3'	3'	Pink			Rounded form; creamy-white-yellow variegated foliage		
Wine & Roses	○	4-5'	4-5'	Rose-pink	June		Glossy, dark burgundy-purple leaves spring through fall		
ZELKOVA									
Green Vase	○								